




**PAINTING • DRAWING
WEAVING • CALLIGRAPHY
DESIGN • ENCAUSTIC
PHOTOSHOP**



**6–13 January 2019
Hutt Art Centre, Myrtle St, Lower Hutt**

Welcome to the 2019 Summer School for Arts!

The school is aimed at the practising artist (no matter what level) who wants to use the casual days of summer to extend their knowledge, learn a new technique, re-vitalise their art and (most important) to have some fun.

We have a range of highly skilled tutors, many of whom have international experience. The workshops are very competitively priced and will all be small classes so you will get one-on-one tutor attention whilst sharing ideas with your fellow artists. Sign up soon so you don't miss out on your first choice.

This pamphlet contains an outline of each course, and a registration form. More details can be seen on our website:

www.huttart.co.nz

Hutt  Art

The vibrant Heart of the city's creative community

9–11 Myrtle St, next to Huia Pool, Lower Hutt
04-566 0102 | www.huttart.co.nz

TUTORS' EXHIBITION

There will be a tutors' exhibition in the Odlin Gallery during the course of the Summer School. Both workshop tutors and regular tutors will be invited to exhibit – a great opportunity to view some of their fantastic work!

THE WORKSHOPS

PAINTING & DRAWING

ANATOMY FOR THE ARTIST

Sarah Brock

***\$250 | \$270**

Studio 9, 9am–4pm, 6/7 January

All levels

The focus of Sarah's class is on gaining a better understanding of the human figure and how it is put together; which will help you in your figure painting or drawing. Expect to come away with a series of sketched studies rather than a finished work. On the first morning you will work from the torso, both male and female, and study how the muscle interacts with the bony areas over the ribcage, pelvis and shoulders. In the afternoon you will study those problematic areas, the hands and feet: their key features and how to draw them effectively. On Day Two you will work from a live model doing a series of quick sketches of specific areas before putting it together and drawing the whole figure focusing on proportion and the placement of key landmarks. Recommended for students 18 years or over.



Materials: Students will bring their own.

About the Tutor:

Sarah began her career as a Graphic Designer in South Africa. She changed to computer-design and IT. Realising that a life lived without passion was no life at all, she left the existence of an IT Project Manager to pursue her creative dream in Nelson in 2003. She was awarded a scholarship by The Learning Connexion in Wellington, and completed her Art and Creativity diploma in 2007. Sarah now tutors at TLC and privately. Having had a lifelong fascination with the human face, Sarah enjoys capturing subtleties of expression and character in her portraits. She works in conte pastel, acrylics and oils.

**Includes model fee.*

www.facebook.com/Sarah-Brock-Artist-Art-Tutor-109712579062047

ENCAUSTIC PAINTING

Nicki Stewart

\$240 | \$260

Painting Studio, 9am–4pm, 8/9 January

All levels

Join Nicki for a magical two days exploring the exciting and creative possibilities of painting with wax. Nicki will start with the preparation of grounds and materials used in the encaustic process, exploring the basic techniques and moving on to embossing, embedding elements and incorporating mixed media.

Encaustic is compatible with any oil based medium and as such we will explore how it can be incorporated into a regular studio practice. Generally applied to a rigid and porous ground, encaustic can be applied to paper, photographs, wood, ceramic and plaster surfaces. No matter what your current medium or genre, encaustic has much to offer for the mixed media artist. This course will provide you with all the information and practice you need to start creating your own beautiful works in wax.



Materials: \$100 (to be paid to tutor) as most materials will be supplied by the tutor – you only need to bring your own collage materials.

About the Tutor:

Making her own paint using beeswax and damar resin mixed with raw pigment, Nicki has been painting in the ancient medium of encaustic since 2007. Nicki has been acknowledged for her work in the medium, including as a finalist in the Parkin Drawing Prize. She has received several awards including a 'Highly Commended' at the Wairarapa Review (2011). Nicki exhibits her paintings regularly in group shows throughout the country, and her work is available from several galleries.

As founder of 'Waxworks Encaustics NZ', she produces and sells encaustic art supplies and runs an online gallery. Nicki teaches workshops from her studio in the South Wairarapa as well as travelling to teach regularly throughout the North Island.

www.waxworksencaustics.co.nz/available-works-nicki-stewart/

ACRYLIC PAINTING

Galina Kim

\$240 | \$260

Painting Studio, 9am–4pm, 10/11 January

All levels

Galina's workshop will include some mixed media with acrylic painting. On the first day she will talk about the techniques she uses and how you can incorporate them into your work. You will do some work with collage and in preparing your workshop painting. Bring a selection of images (may be landscape or another theme if you wish, eg, still life), which you will stylise and work on composition. On the second day you will focus on paint techniques to complete the work.

Materials: Students will bring their own.

About the Tutor:

Born in Kazakhstan, Galina moved with her family to Kiev, capital of the Ukraine. She studied fine arts and design at the Art College in Kiev and at the Art Academy in L'viv, West Ukraine, graduating with honours. Galina creates unique, textured media works with much mood and expression. She enjoys exploring and combining different materials and subjects including architectural features, historical images, fashion and romantic impressions. Her work has been exhibited in Ukraine, Russia, Poland, Canada, Germany and Czech Republic as well as New Zealand.



www.brycegallery.co.nz/art/big-tree

ABSTRACT TECHNIQUES

Tony Clarke

\$240 | \$260

Painting Studio, 9am–4pm, 12/13 January

All levels

Tony ran a very popular class at the 2017 Hutt Art Summer School – this workshop will not cover the same material, but focus on abstract techniques.

This workshop explores four areas of abstract painting over the two days: pouring abstract, colourfield veils, direct painting, and glazing.

The workshop will start with a short talk and slide show about abstract expressionism then the class will explore abstract techniques, giving students tools to explore their own abstract expression. Each area will

be covered using demonstrations and explanations from both the practical technical side and the more intuitive expressive area.

Materials: Students bring their own.

About the Tutor:

From an early age Tony had a passion for art. He was a member of the Howick Art Group at 15 years of age. Tony is a self-taught artist. Early influences were Raymond Ching, Robert Bateman and Andrew Wyeth. A trip to Wyoming in early 2000 to attend a Robert Bateman seminar fuelled a desire to start a local art school and share what he has learned over a lifetime of painting. Tony now runs his own art school in Auckland where he uses a technique that he finds highly efficient in producing very pleasing results for the pupils.

www.tonyclarke.co.nz



TEXTILES

INTRODUCTION TO TAPESTRY WEAVING

Trish Armour

\$240 | \$260

Studio 9, 9am–4pm, 6/7 January

Introduction

Tapestry weaving is a very old art form where the design is woven into the cloth. In this class students will be introduced to the basic techniques and be shown how to create more complex designs or pictures. Master weaver, Trish Armour, will guide you through straight, curved and diagonal patterns; changing colour, blending colour, and how to finish off your piece. You should be able to complete a small sampler. During the two days there will be discussion on design ideas, transferring patterns and using a cartoon.



Materials: Trish will have some tapestry weaving frames for students to use. If you have not finished your piece by the end of the class, she offers to loan you the frame for a refundable deposit.

About the Tutor:

Trish has been weaving tapestries for over 30 years. In the 1990s she worked in collaboration with leading New Zealand artists and has developed her own style. She now exhibits extensively in New Zealand and overseas and has work in private collections in the USA, Japan, UK and New Zealand.

<http://tapestryartist.co.nz>

DESIGN

CREATIVITY

John Cornish

\$240 | \$260

Studio 9, 9am–4pm, 8/9 January


All levels

John's workshop will be a two-day immersion into Art and Creativity. You will explore a range of different materials, including ink, paint, charcoal, pastels and paper through fun and diverse exercises, to help access your creativity and discover what's possible! Along the way you will get some confidence with colour and learn basic drawing skills, but also discover how important it is to take risks and make work that is relevant to you! Interactive learning and sharing is encouraged. While this workshop is aimed at beginners, if you're a bit stuck in what you do now, this workshop will help to open up new possibilities.

Materials will be provided; all John asks is that you bring a sense of adventure.

About the Tutor:

John Cornish was born in Wellington and now lives on the Kapiti Coast. John came relatively late to the visual arts, gaining a Diploma of Art and Creativity (Advanced) from The Learning Connexion in 2008, having come from his own landscaping business. The physical act of making, the honouring of materials and the space they occupy or determine, added to the curiosity of what might be possible, straddle the disciplines to a point where these aspects are isolated and underpin his ongoing artistic practice. John was a finalist in the 2016 Wellington Regional Art Review and a finalist in the inaugural Parkin Drawing Prize in 2013.



CALLIGRAPHY

Daniel Reeve

\$240 | \$260

Studio 9, 9am–4pm, 10/11 January

All levels

Wellington calligrapher Daniel Reeve will take your calligraphy to the next level in a two-day workshop tailored to the abilities of the students. Day One will focus on that most versatile of calligraphic scripts in this day and age, italic. Beginners will learn the script, more advanced students will be shown how to take their italic to the next level.

Uncials will be the main topic of Day Two. Many of the tips and techniques given for italics and uncials can be applied to other styles of calligraphy, which will also be demonstrated towards the end of the workshop.

Materials: Students will bring their own.

About the Tutor:

Daniel Reeve is a freelance artist from Titahi Bay. His varied art career includes commercial art, illustration, maps and movie props. He is well known for the calligraphy and maps in The Lord of the Rings films and for many other films. He also paints in oils, acrylic and watercolours with work in private collections around the world.

www.danielreeve.co.nz



FUN WITH PAPER

Ali Murray

\$240 | \$260

Pottery Studio, 9am–4pm, 10/11 January

All levels

This workshop is suitable for all levels. For beginners there will be an introduction / refresher to the basics of papermaking using pulp from recycled art paper and natural fibres. All students will be able to expand on techniques and experiment with inclusions, such as adding leaves, other natural fibres, fragments of text, etc. It will cover preparing the pulp, pulling sheets of papers, couching and drying them.

Depending on the class, you may also experiment with stencils and coloured pulp. We will wrap up with a session on sharing ideas of how to use the paper we make.

Materials: Students will bring their own.

About the Tutor:

Ali Murray tutors in printmaking at the Hutt Art Centre and takes part in regular group exhibitions at the centre.

She also makes handmade paper from her offcuts and unwanted prints. With the addition of natural fibres, colour, stencils and inclusions, she creates unique sheets of paper ready for more printmaking and other art projects.



DIGITAL PHOTOGRAPHY

CREATIVE PHOTOSHOP

Chris Parkin

\$240 | \$260

Studio 9, 9am-4pm, 12/13 January

Intermediate

This workshop will give you the basic skills of using Photoshop, so you can edit and change parts of your image and still retain the original (so changes are easier!). After this workshop, you'll have been shown how to take a piece of one of your photos and add it into another one (photo composite), so no-one can spot what you've done! You will practice pre-visualising what you want to achieve, how to take the photos effectively, and what you do with them afterwards. Post production will include learning about layers, layer masks, and using smart objects to change the colours and adjust separate parts of your image, etc.


Equipment required: Digital camera with manual settings and a Laptop/Computer with Photoshop CC (One-month free trial is available from Adobe).

About the Tutor:

Chris first started photography due to his interest in chemistry and could be found 'splashing' around in the darkroom. He now works

mostly with digital photographs and gained an acceptance into the Wellington Regional Arts Review 2018 with a digital composite image.

He teaches photography and Photoshop at the Southern Institute of Technology (via correspondence), and holds an Associateship with the Photographic Society of New Zealand. He's also been creating ceramics for about three years. Chris lives in Kelson, Lower Hutt, with his wife, twelve-year-old daughter, and cats. His daughter enjoys joining him in the pottery studio when she can and sometimes takes up the digital camera. His wife and cat enjoy looking at the outputs of their creative endeavours, although his wife frequently wonders where to put all the photographs, and now, pottery!



chris.parkin@sit.ac.nz

PRICING: Each workshop is listed with two prices. The first is a discount fee for full members of Hutt Art Society; the second is for non-members including members of a Hutt Art "Group Member". Registrations are confirmed on payment of the fees (see Cancellation Policy below).

MATERIALS: Most workshops require the student to provide their own consumables (paint, pencils, paper etc). If there is an additional materials charge, this will be noted in the course details. Details of all fees and tools and materials needed are included in the full Workshop Descriptions on our website – www.huttart.co.nz.

REGISTRATION & CANCELLATION POLICY

Because of the limited numbers in the workshops, we operate on a first-paid / first-in basis. A deposit is required to secure all bookings, and the workshop should be paid in full before 16 December. If a workshop is filled, you will be contacted to pay the full amount by 1 December, or your place will be forfeited, and you will be refunded part of your deposit.

If a workshop is filled, you may be put on a waiting list (in order of receipt) and advised if a place becomes available. If you withdraw before 1 October, you will be refunded your deposit, less \$10 admin fee.

If you withdraw before 1 December, you will be refunded all you have

paid less half your deposit. If you withdraw after 1 December you will be refunded all you have paid but not your deposit. Withdrawals after 16 December will not be refunded unless we can fill your place from the waiting list.

All workshops have a minimum number before they will proceed. If this is not reached by 1 December, the workshop may be cancelled. In this case you will be advised and refunded any money you have paid. You may like to transfer the registration to another workshop, if available. People who have transferred, will be given priority.

ENROLMENT

Please return the enrolment form to **Hutt Art Centre, 9-11 Myrtle St, Lower Hutt 5010**. Or email the information to huttartsociety@xtra.co.nz

Name: _____

Contact Address: _____

Contact Phone (day): _____ (home): _____ email: _____

Workshop(s): _____

Deposit due (\$60 per workshop): \$ _____ Balance: \$ _____

Payment can be made in person, by eftpos, or direct to our bank account:

BNZ Lower Hutt 02 0528 0030179 00

Please indicate your **name** and '**Summer School**' in the reference fields.